

**TRMS
In-Person
Safety
Procedures**



Safety Procedures in Building-Self Certification

Every student will be required to self-certify prior to entering the building.

- They will have to certify that they are fever free and symptom free prior to entering the building
- They will have to certify that they have not had close contact with someone that...
 - Has Covid-like symptoms
 - Has been diagnosed with Covid-19
 - Is being tested or waiting for test results for Covid-19 due to direct exposure
- Self-certification link will be sent home prior to students returning to the building
- If a student is exhibiting any symptoms or have been exposed to Covid-19 - DO NOT COME TO SCHOOL

Safety Procedures in Building-Social Distancing

SOCIAL DISTANCING & GATHERINGS

- Enter the building and go straight to your 1st Period Class
- DO NOT CONGREGATE / GATHER WITH YOUR FRIENDS / CLASSMATES
- Every student must maintain social distancing while on school grounds and on the bus
- When leaving the building...
 - Bus Riders-will be dismissed when your bus arrives and you must go straight to your bus
 - Know your Bus #!
 - Car Riders-will exit out the front of the building
 - Walkers-will leave the building and go straight home

Safety Procedures in Building-Mask Policy

MASK POLICY

- Everyone must wear a mask when they enter the building
 - Bus riders must wear a mask once they get to their bus stop and leave it on while riding to school
- Your mask must cover your mouth AND nose at all times
- Band & Choir will have specific procedures for face coverings to ensure safety procedures are met

Safety Procedures in Building-Student ID

STUDENT IDENTIFICATION

- Everyone in the building must wear an ID with a breakaway lanyard
- This is necessary for identification purposes and the safety and security of the building
- Student IDs and ONE lanyard will be provided for every student when they return to the building
- If an ID or lanyard is lost, student will have to purchase a new one

Backpacks

- Lockers will not be utilized
- Students will carry all of their belongings every day
- Coats will be placed on their desk/ seats each period



Safety Posters

FACE COVERINGS
REQUIRED



RESTORE ILLINOIS, PHASE 4

KEEP YOUR
DISTANCE



RESTORE ILLINOIS, PHASE 4

WASH YOUR HANDS
FREQUENTLY



RESTORE ILLINOIS, PHASE 4

Safety Posters

SHOWING SYMPTOMS? STAY HOME



- Fever or chills
- Cough
- Shortness of breath or difficulty breathing
- Fatigue
- Muscle or body aches
- Headache
- New loss of taste or smell
- Sore throat
- Congestion or runny nose
- Nausea or vomiting
- Diarrhea

*These signs are not all of possible symptoms. If you are experiencing any symptoms of illness, please stay home.

POSTER: ILLINOIS, PHASE 4

THIS AREA HAS BEEN SANITIZED



POSTER: ILLINOIS, PHASE 4

BE A HERO: PROTECT YOURSELF AND OTHERS



Wear face covering at all times



Stay 6-feet apart



Wash your hands frequently



Showing symptoms? Stay home!

POSTER: ILLINOIS, PHASE 4

Safety Posters



Safety Precautions



Hand sanitizer stations will be available at all major entrances for students to use.



Every classroom will be equipped with a hand sanitizer container, and a disinfectant bottle to clean any contact surfaces.



Safety Precautions




Bathroom cleaning checklists are posted outside every bathroom and time stamped when cleaned.



Every classroom is sanitized every night and recorded on the front of the classroom door.



Floor Decals



Hallway Setup -Main Stairwell



Top of Main Stairwell - Must follow path to the right.



Bottom of Main Stairwell - Up on the Right, Down on the Right

Hallway Setup



6th Grade Hallway - Students follow the traffic pattern on the Right side of the hallway




7th Grade Hallways - Students follow the traffic pattern on the Right side of the hallway



Hallway Setup - Upstairs Hallway

8th Grade
Students follow
the traffic
pattern on the
Right side of the
hallway



Desk Set-Up


Desks are labeled with orange and green stickers to assist with alternating students and cleaning procedures



Nurse's Check-In Station

If a student does not self-certify prior to school or needs to visit the nurse during the school day, they will have to wait, socially distanced, before entering the Nurse's Check-In Station.

From there, the nurse will determine if the student needs to go to the Isolation Room or what course of treatment is needed.



Isolation Room

If a student comes to school sick, becomes sick during the school day, or direct exposure is determined through contact tracing, the student will have to wait in the Isolation Room until parents pick them up.



We will have more updates as we get closer to different groups of students returning to the building.