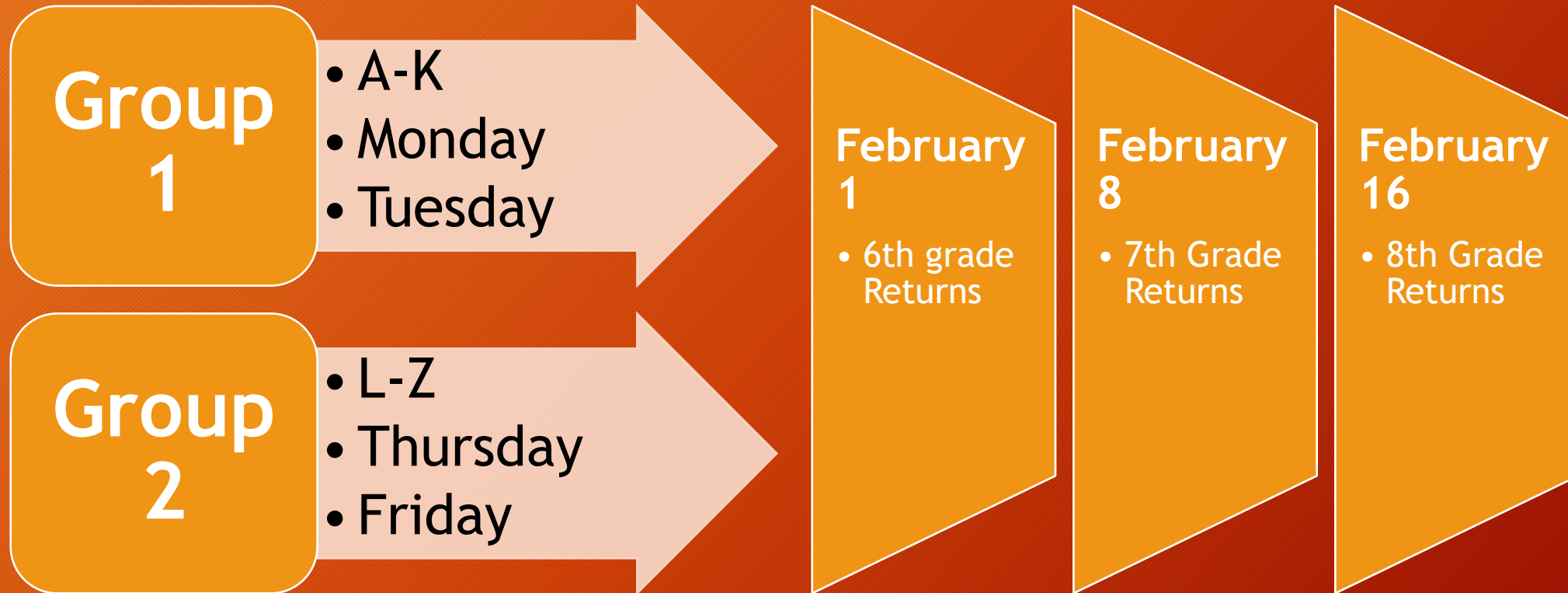


What Do I Need to Know for Hybrid Learning?

Timber Ridge Middle School
2020-2021

What day do I return back to school for Hybrid (in-person) Learning ?

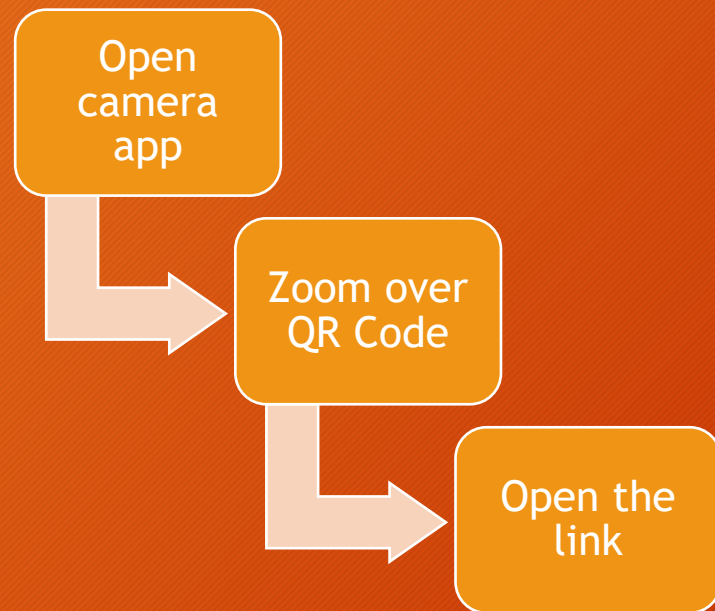


What is My Schedule?

Period	Seating	Start time	End time
Morning announcements		7:55 am	8:00 am
1	Orange	8:05 am	8:40 am
2	Green	8:45 am	9:20 am
3 (3 rd /4 th or 4 th /5 th)	Orange	9:25 am	10:00 am
4 (5 th /6 th or 6 th /7 th)	Green	10:05 am	10:40 am
5 (8 th)	Orange	10:45 am	11:20 am
6 (9 th)	Green	11:25 am	12:00 pm
All Staff Lunch		12:15 pm	12:45 pm
Teacher Prep for Office Hours		12:45 pm	1:00 pm
Targeted Student Support Office Hours		1:00 pm	1:30 pm
Open Office Hours		1:35 pm	2:05 pm
Collaboration time/Meeting		2:15 pm	3:00 pm

How Do I Self-Certify Using My Phone?

Use a Phone!



Self-Certify QR Code



Printable directions: <https://trms.psd202.org/documents/1611243679.pdf>

How Do I Self-Certify Using My Laptop?

Open your browser and enter:

- <https://www.psd202.org/covid.php>

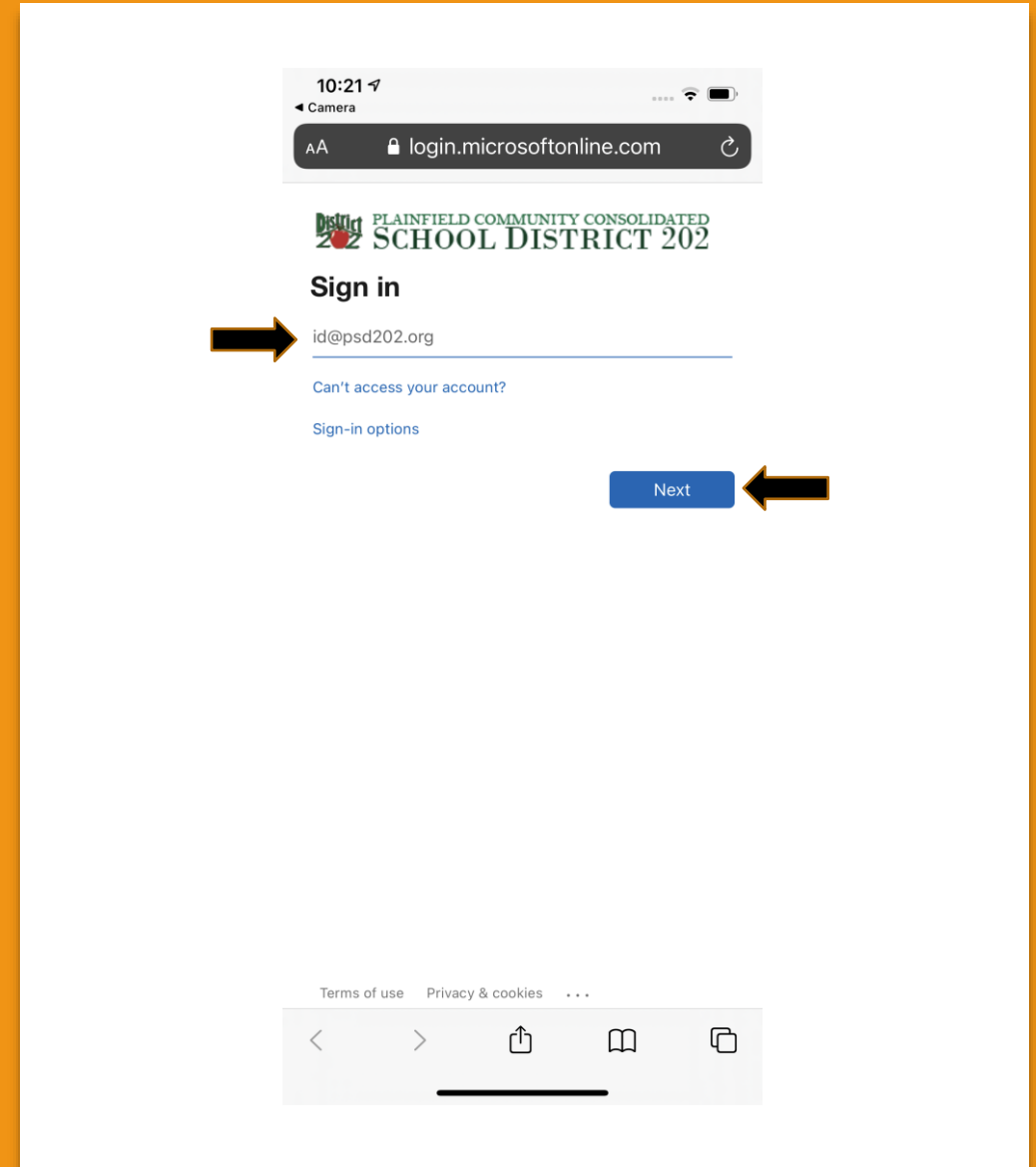
Open the link

How Do I Self-Certify?

Enter ID@psd202.org

Enter Password (same as logging onto laptop)

Click Next

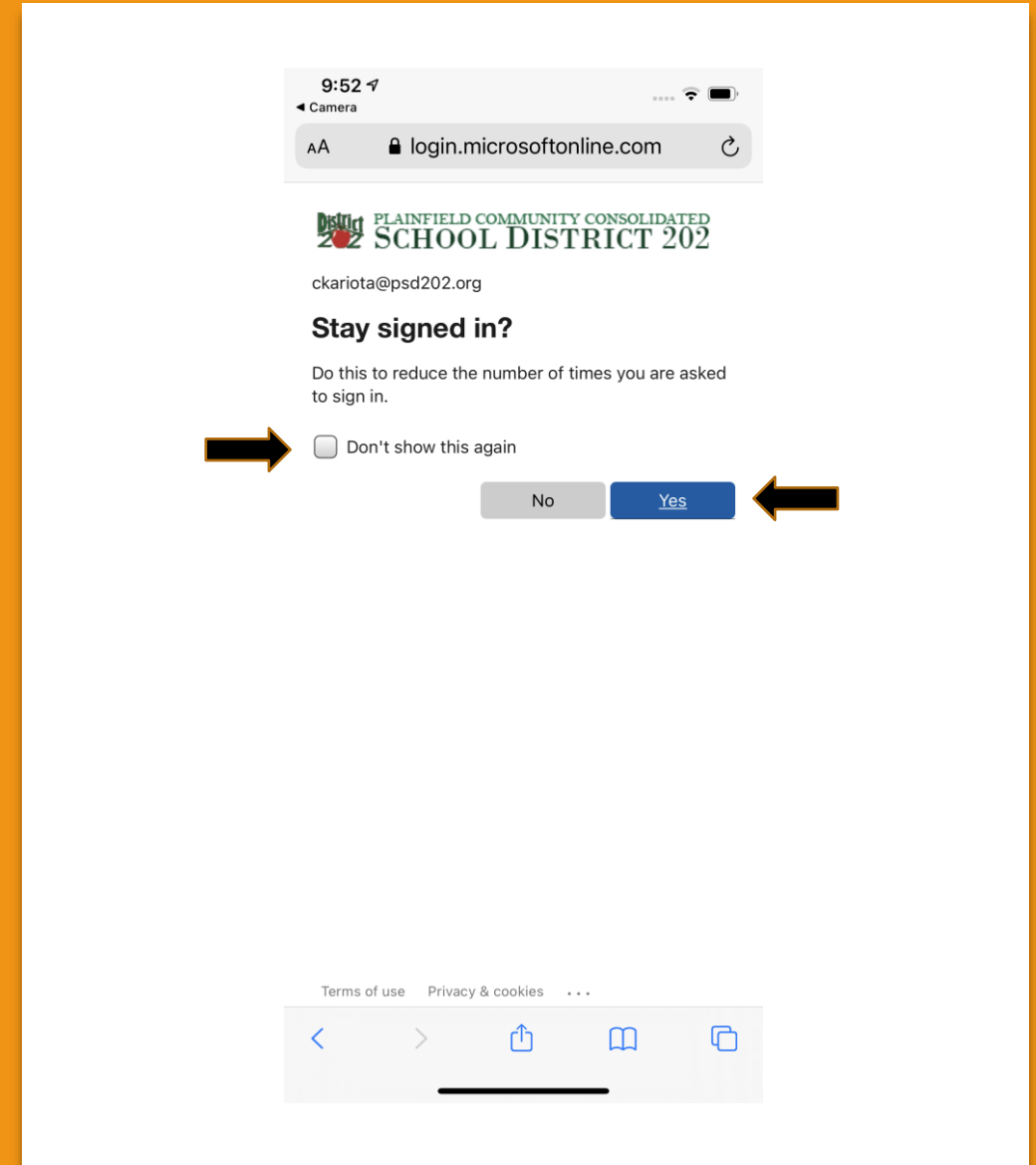


How Do I Self-Certify?

Stay Signed In?

Click 'Don't show this again'

Click Yes



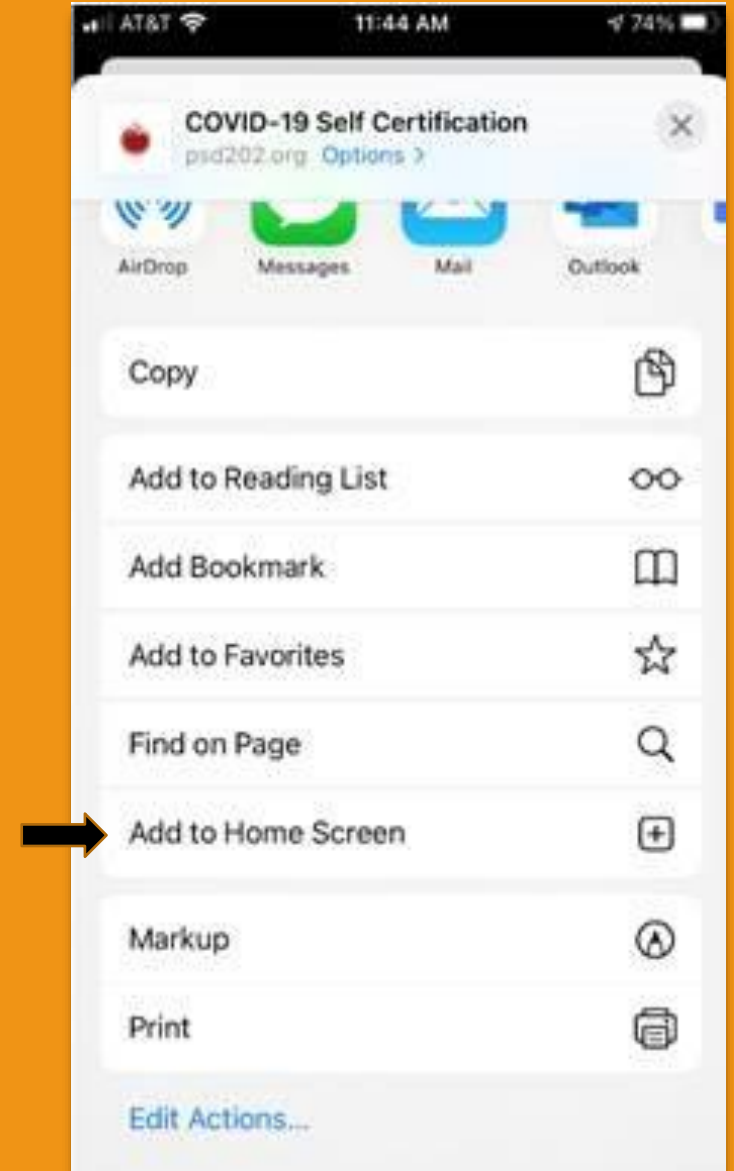
How Do I Save the link on my phone?

To save link to an iPhone Homescreen:

- Open website
- Tap Share icon (bottom toolbar - rectangle with an upward arrow)
- Scroll to 'Add to Homescreen'
- Name icon

To save link to an Android phone Homescreen:

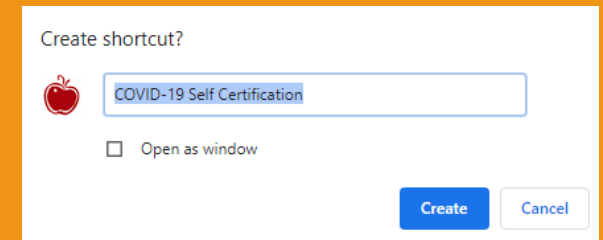
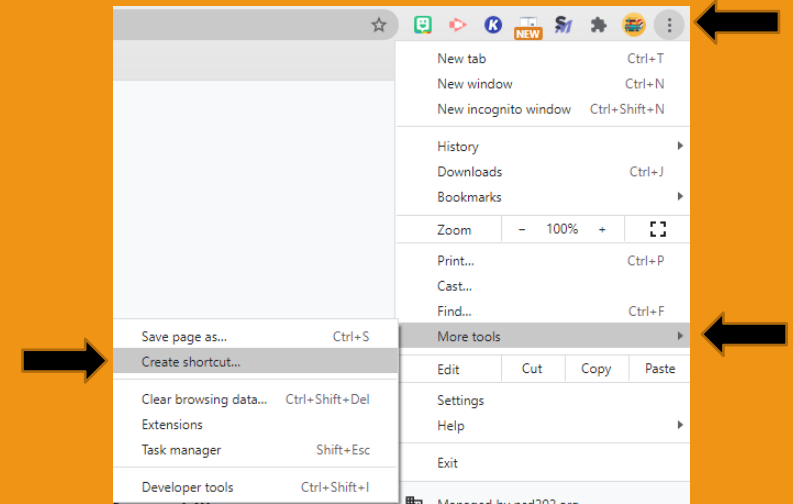
- Open website
- Tap Menu button
- Tap 'Add to Homescreen'
- Name shortcut
- The icon will appear on your homescreen and you can drag it around and place it wherever you like



How Do I Save the Link on My Laptop?

Open website

- Click ... icon (top-right corner)
- Click More Tools
- Click Create Shortcut
- Edit the Name
- Click Create



Shortcut will appear on laptop homescreen

How Do I Self-Certify?

- Answer 2 self-certify questions
- Click Confirm

PLAINFIELD COMMUNITY CONSOLIDATED
SCHOOL DISTRICT 202
We prepare learners for the future.

COVID-19 Self-Certification

Student Name & Date will appear here

[NOT YOUR CLICK HERE](#)

I self-certify that I am fever and symptom free prior to entering the building. Symptoms of COVID-19 include: fever, chills, cough, shortness of breath or difficulty breathing, fatigue, muscle or body aches, headache, new loss of taste or smell, sore throat, congestion or runny nose, nausea or vomiting, or diarrhea.

Yes	No
-----	----

I self-certify that I have not had close contact with or cared for someone with any of the following:

- COVID-19 like symptoms
- Currently being tested or awaiting testing results for COVID-19 due to direct exposure
- Diagnosed with COVID-19

Yes	No
-----	----

Confirm

Self-Certify Final Step

Green screen must be presented to a TR staff member by:

phone

laptop

paper printout

Make sure you Self-Certify each day you are in school.



Which Door Do I Enter?

Bus Riders

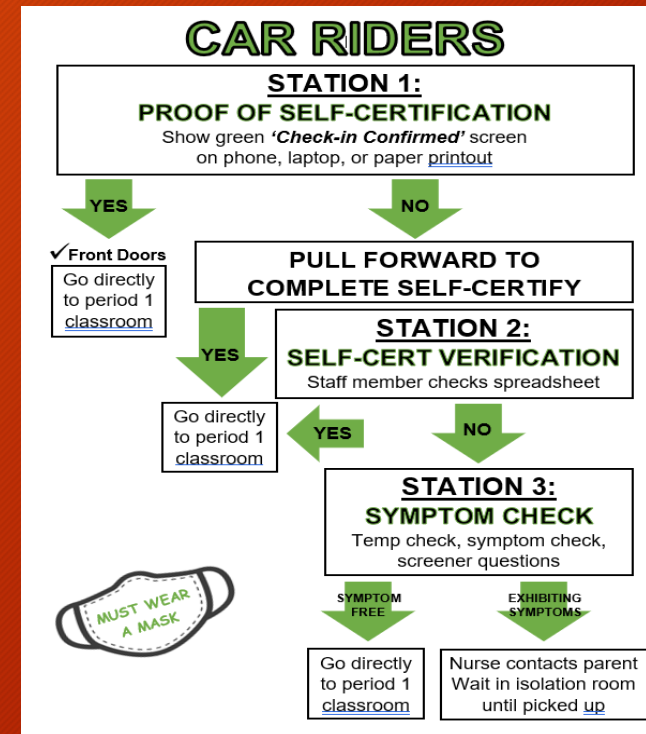
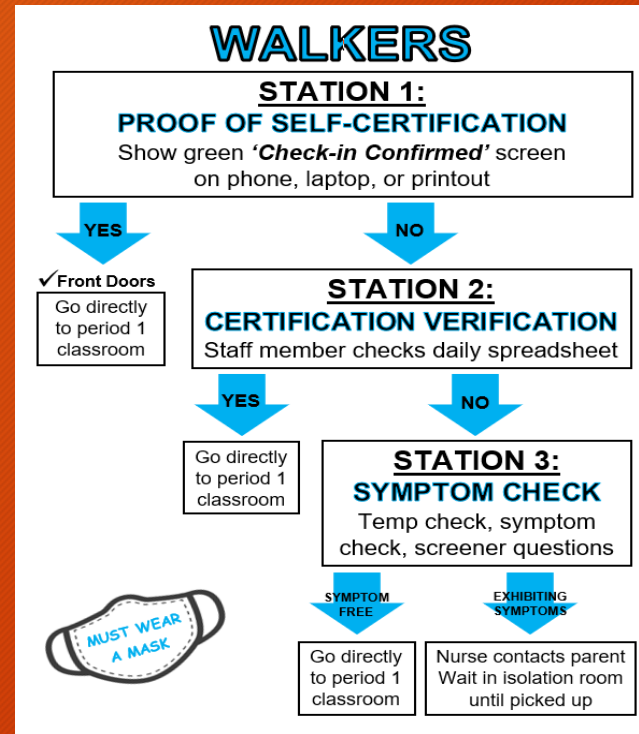
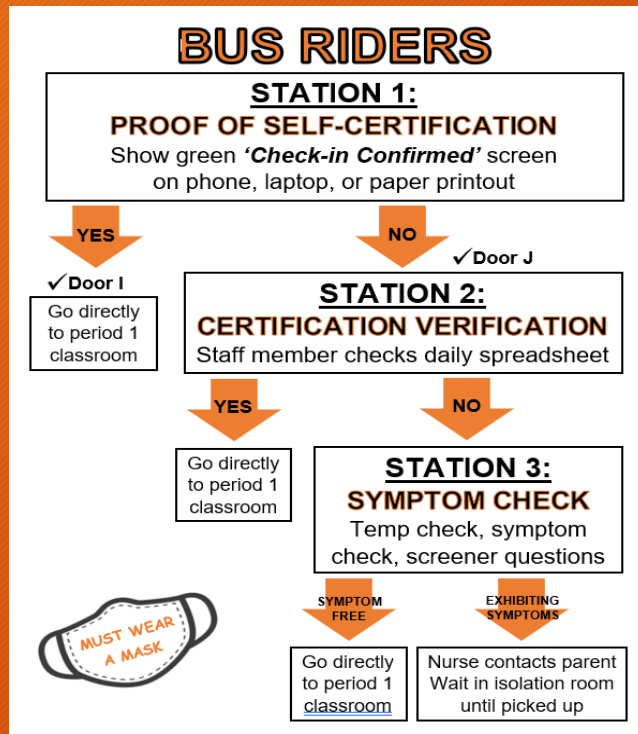
Door I / Door J

Walkers

Front Doors

Car Riders

Front Doors



What Are My Expectations?

Whether you are in Hybrid or Remote Learning, these are the expectations we are follow each day

WOLVES PRIDE

<p>Wolves Show RESPECT</p>	<p>Wolves are ACCOUNTABLE</p>
<ul style="list-style-type: none">✦ Be polite, treat others the way you want to be treated✦ Remove headwear and headphones when entering the building✦ Electronic devices powered 'OFF' when entering the building✦ Respect and follow directions given by all staff members✦ Respect school/bus property	<ul style="list-style-type: none">✦ Keep hands, feet and other objects to yourself✦ Do your own work as assigned✦ Use time wisely✦ Assist others when needed✦ Report any potential issues to an adult
<p>Wolves are RESPONSIBLE</p>	
<ul style="list-style-type: none">✦ Self-Certification will be required prior to entering the building✦ Everyone must wear a mask (covering mouth and nose) while in the building<ul style="list-style-type: none">✦ Bus riders must wear a mask at the bus stop and during the ride to school.✦ No food is allowed at school or on the bus✦ Everyone must wear a Timber Ridge ID on a breakaway lanyard✦ Social distancing must be maintained while on school grounds and on the bus✦ Upon arrival, students will go directly to their 1st period class✦ Do not congregate/gather with classmates✦ Come to class on time, prepared and ready to learn✦ Walk on the right side of the hallway	

What Do I 'Do and Do Not'?

Timber Ridge Hybrid Learning

If you can't self-certify, stay home.

DO

- Self-certify before entering TRMS
- Wear your mask properly at all times
- Remain 6 feet apart from others
- Wash/sanitize your hands frequently
- Bring a water bottle to refill
- Sit in your assigned seat (bus/classroom)
- Follow rules

DO NOT

- Eat food on the bus
- Eat food at TRMS
- Loiter in the hallways
- Loiter in the bathroom
- Meet in a room with others without masks and/or 6 feet distance

What Else Do I Need to Know?

Wear a face mask

Bring a refillable water bottle

Charge my laptop each night

Wear my lanyard and ID

Bring your supplies to class

You will not be changing for PE or using a locker